

'Rendering Techniques'

Year 8 Art & Design

Project 2. (Skills Building)

Formal

LINE



SHAPE

Colour
Primary, Secondary, Tertiary.

IS A DOT YOU TAKE FOR A WALK...



PATTERN

The 3 Dimension of an object



FORM

Tone

Gradient

Texture

The way surface will feel

Elements

The Formal Elements are the parts used to make a piece of artwork.

The art elements are Line, Shape, Colour, Texture, Pattern, Form and Tone.

They are often all used together and how they are organised in a piece of art determines what the finished piece will look like.



Rendering means :- How we can make objects seem like they are made out of a particular material !



Materials: You will need A4 paper to complete these tasks-A black Biro/pen, Pencil.

There are 40 points in total for this project!

Rendering Study 'Using Texture, Tone and Form'



A black biro or a sharp pencil work well in these kind of renderings.

How many of these textures do you recognise?

Look closely at the way LINE has been used in these drawings to create the TEXTURE of the object.

Applying the textures !...





Now look at the sample textures opposite, we are going to put your rendering knowledge now into practise. Draw out 4 boxes and have a go at rendering to make the boxes look like the images opposite :-

Glass	Wood	Water	Brick
-------	------	-------	-------

Work out where your dark, medium and light areas are. Now have a go at shading (rendering) them to make them look 3d, they will go from being line drawings to actually looking like the textures.

20 Points

Remember to press on with your pen or pencil- you need to be bold !




Rendering: practise piece

final Piece- Here are some images of buildings, look how they have been rendered (shaded). **Produce your own rendered building using any textures that you like. You can use the images on the next slide or find a building of your own. Try to use your rendering skills to help you.**



What is your design going to be ? It doesn't have to be one of these buildings.

More points will be awarded if you draw out your own building first!



Look at how the textures have been used here !

What about doing a skyline !




20 Points

Rendering: practise piece

final Piece- Here are some outline images of buildings you could use. Print them out and have a go!

More points will be awarded if you draw out your own building first!



final Piece- You will gain more marks by using different tones and textures in you final piece. **20 POINTS**